

Features

- Up to 15W CW output power
- High Quality, Reliability, & Performance

Applications

- Solid State Pumping
- Laser Display
- Graphics
- Medical/Dental
- Industrial
- Defense


Product Specifications

808nm Multi-Mode Laser Diodes 200µm emitter (3-6W)

Description

High brightness, high quality, and high reliability are the foundation of our multi mode product line. Sheumann's 808nm multi mode laser diodes are available with up to 15W of continuous output power from a 400µm single emitter chip. Sheumann's trademark laser chip design creates un-measurable degradation and long lifetimes that make our chips among the most reliable in the industry today. Our 808nm multi mode line serves a broad range of applications including solid state pumping, laser display, graphics, medical, dental, industrial, and defense.

Packaging options include industry standard C-mount, thick C-mount. More product options are available upon request. Please view our website for mechanical drawings of all of our mounting options.



Performance Data for 808nm Multi-Mode Diodes



Parameter	Unit	8W Series			10W Series			15W Series		
		Min	Typ	Max	Min	Typ	Max	Min	Typ	Max
Wavelength	nm	805	808	811	805	808	811	805	808	811
Spectrum FWHM	nm	-	2	4	-	2	4	-	2	4
Operating Power (P _o)	W	-	8.0	-	-	10.0	-	-	15.0	-
Operating Current (I _o)	A	-	8.4	9.0	-	10.6	12.0	-	15.5	18.0
Operating Voltage (V _o)	V	-	1.9	2.2	-	1.9	2.2	-	2.0	2.2
Lifetime	hour	20,000	-	-	20,000	-	-	20,000	-	-
Vertical Far Field	deg, FWHM	-	32	38	-	32	38	-	32	38
Parallel Far Field	deg, FWHM	-	10	12	-	10	12	-	10	12
Threshold (I _{th})	A	-	1.8	2.2	-	1.8	2.2	-	3.0	3.5
Slope Efficiency (dP/dI)	W/A	1.0	1.2	-	1.0	1.2	-	1.0	1.1	-
Storage Temp.	°C	-40	-	80	-40	-	80	-40	-	80
Operating Temp. (T _{op})	°C	-20	25	50	-20	25	50	-20	25	50
Lead Soldering	°C	-	-	250	-	-	250	-	-	250

Note: Specifications are subject to change without notice. All Sheumann Laser products are TE polarized

**Power Output
Danger Label**



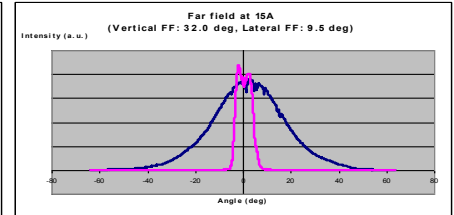
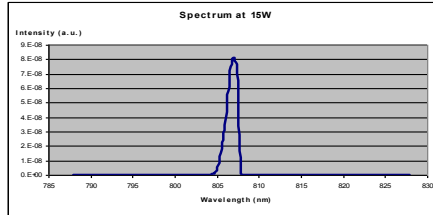
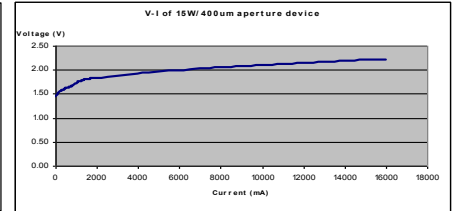
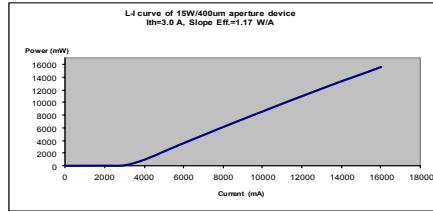
WARNING!
Invisible laser radiation
is emitted from devices
as shown below



**21 CFR 1040.10
Compliance**

Because of the small size of these devices, each of the labels shown are attached to the individual shipping container. They are illustrated here to comply with 21 CFR 1040.10 as applicable under the Radiation Control for Health and Safety Act of 1968.

Product Performance Data Graphs



Determining Your Product Number

MM—WWW—PPP—XYZ—(custom add-ons)
(package)-(wavelength)-(power)-(options)

Package:

CM C-mount
CL Thick C-mount

Wavelength:

808 808nm
8000 8W
010W 10W
015W 15W

Power Options:

X Option (aperture size)

4 400um aperture

Y Option (wavelength tolerance)

3 ±3 nm

Z Option (additional options)

0 none

Note: These are our standard product configurations. Other options may be available, please inquire about any additional options that you may require when contacting our Sales Team.

Standard Product Configurations

8W Series

CM-808-8000-430

10W Series

CM-808-010W-430

15W Series

CM-808-015W-430

Safety

Caution: Laser light emitted from any diode laser is invisible and may be harmful to the human eye. Avoid looking directly into the diode laser aperture when the device is in operation. **Note:** The use of optical instruments with this product will increase eye hazard.

ESD Caution

Always handle diode lasers with extreme care to prevent electrostatic discharge, the primary cause of unexpected diode failure. You can prevent ESD by always wearing wrist straps, grounding all applicable work surfaces, and following extremely rigorous anti-static techniques when handling diode lasers.

Operating Considerations

Operating the diode laser outside of its maximum ratings may cause device failure or a safety hazard. Power supplies used with the component must be employed such that the maximum peak optical power cannot be exceeded. CW diode lasers may be damaged by excessive drive current or switching transients. When using power supplies, the diode laser should be connected with the main power on and the output voltage at zero. The current should be increased slowly while monitoring the diode laser output power and the drive current. Device degradation accelerates with increased temperature, and therefore careful attention to minimize the case temperature is advised. A proper heat-sink for the diode laser on a thermal radiator will greatly enhance laser life.